

Ballarat High School

Parent/Carer EduMate Guide

The **Ballarat High School EduMate Home Portal** allows parents to monitor their child's/children's academic progress and manage their school attendance.

This guide will show you how to login for the first time, retrieve lost passwords and update your personal details as well as accessing a range of information about the learning progress of your child/children.

You will be unable to use the system unless you have provided the school with a valid email address. It is important to use an address which only you can access. The portal provides a separate login for each parent.

If you are using Internet Explorer and experiencing problems please use **Google Chrome, Firefox or Safari** instead.

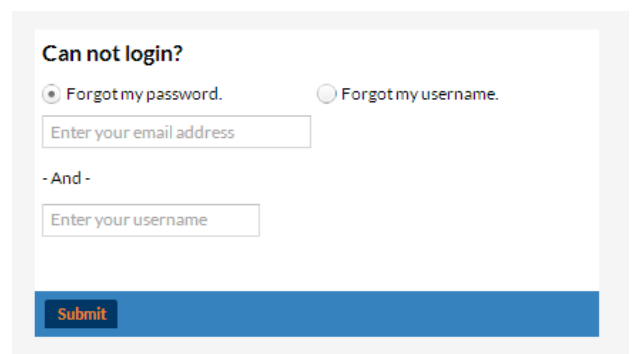
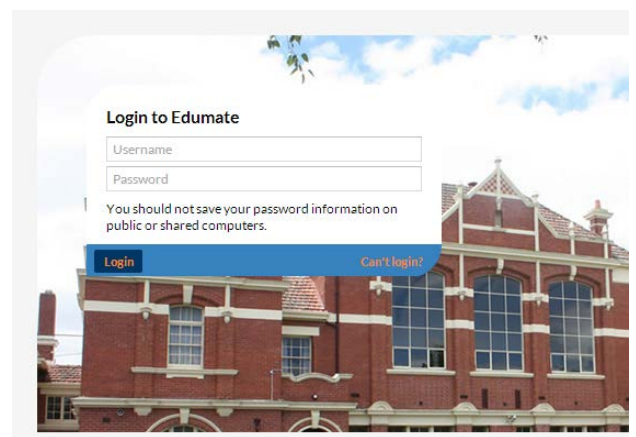
How to Log in

1. Enter the Edumate address into your browser or click on the link below:
<https://edumate.ballaraths.vic.edu.au/ballarath/web/app.php/login>

2. Enter your **username and password** as emailed to you by the school and click **Login**.

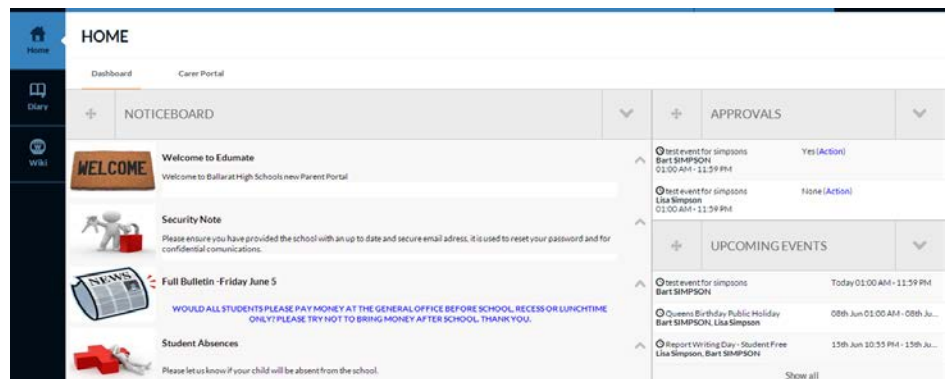
Click on "**Can't login**" if you've forgotten your password.

You can then enter your email address to generate an email to overcome your forgotten password/username.



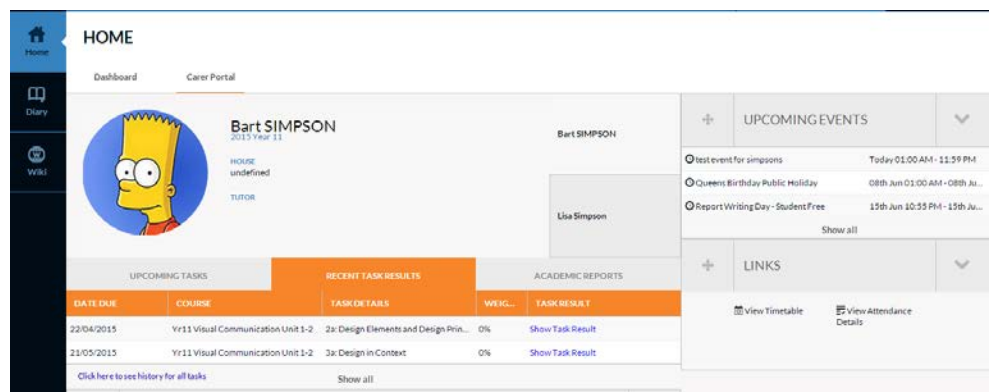
The Dashboard

The first page you will see is the Portal dashboard which contains a brief overview of upcoming events and alerts, as well as a Noticeboard providing important information.



Clicking on the 'Carer Portal' tab will take you to your child's profile(s)

If you have more than one child at the school you will be able to switch between them by clicking on the name that appears to the right.



Learning Tasks

To access marks, outcomes and comments for learning tasks, click on the 'Show Task Result' next to the appropriate result – making sure the RECENT TASK RESULTS tab is selected.

Under 'Recent Task Results', you can see the entire history of task results by clicking on: [Click here to see history for all tasks](#)

Under 'Upcoming Tasks', you can see the entire list of upcoming tasks for the year by clicking on: [Click here to see all tasks](#)

My Learning Tasks

MY LEARNING TASKS

Year: 2015 Course: Yr11 Visual Communication Unit 1-2

TITLE	CATEGORY	DATE DUE
1: Drawing as a Means of Communication	Coursework / IA	26/03/2015
2a: Design Elements and Design Principles	Coursework / IA	22/04/2015
2b: Design Elements and Design Principles	Coursework / IA	14/05/2015
3a: Design in Context	Coursework / IA	21/05/2015
Exam	Coursework / IA	18/06/2015
3b: Coaster - Design in Context	Coursework / IA	25/06/2015
S2 Technical Drawing in Context	Coursework / IA	06/08/2015
S2 Type and Imagery	Coursework / IA	03/09/2015
S2 Applying the Design Process	Coursework / IA	23/10/2015
S2 Exam	Coursework / IA	23/11/2015

close or Esc Key

Ballarat High School
Yr11 Visual Communication Unit 1-2

edumate Print

1: Drawing as a Means of Communication Due: 26/03/2015

Assessed Criteria
No criteria available for the task.

Components

Production of a realistic, well-proportioned freehand drawing from direct observation. Effective application of tone and texture using greylead pencils.

Production of a realistic isometric drawing of a geometric object to an accurate scale. Effective application of tone, colour and texture using colour/watercolour pencil.

Production of a realistic and well-proportioned two point perspective drawing. Effective application of tone, colour and texture using paint and/or watercolours with a brush.

Modification / Redesign Drawings: Students are to produce a series of three possible design alterations to one the objects they have used for their observational drawings. Both freehand orthogonal drawing combined with either isometric or perspective

Using their preferred modification students are to create both a front and rear three quarter view in either isometric or perspective. These are to be presented on a single A3 page and rendered to a high standard.

Clicking on the title of the task will open up further information about the task – including attachments of resources

Student Absences

If you scroll further down you will see a **recent absences** section where you can provide verifications online for up to a week after the absence, by clicking the ‘**Click to enter**’ link next to the appropriate absence

RECENT ABSENCES			
DATE	ABSENCE	REASON	VERIFICATION
2015-06-02	Partial	No reason given	Click to enter
2015-06-01	Partial	No reason given	Click to enter
2015-05-28	Partial	No reason given	Click to enter
Show all			

Note: This verification process takes the place of a written note or email regarding your child’s absence. This means that once you have verified your child’s absence and clicked save you do not need to send a written note to the school.

Select the **reason** and add further details if needed and if there are multiple dates, tick the ones that apply to this reason. Click “**Save and Exit**”

Please note: senior students will still need to present a medical certificate to the General Office/Team Leader even though this verification has been completed online.

Verify Partial Absence on 2015-06-02

Absences to verify: 2015-06-02 2015-06-01 2015-05-28

Reason:

Details:

Cancel Save and Exit

+
LINKS

View Timetable
 View Attendance Details

You can see student attendance details in more detail by clicking on View Attendance Details

VIEW STUDENT ATTENDANCE

Student Attendance

Show View By Student

Filter By Date From 28/05/2015 To 04/06/2015

Student SIMPSON, Bart

Refresh List Show Absences Only

DATE	INFO	DAY	L.ADV	B1	P1	P2	R1	P3	P4	L1	L2	P5	P6	A1	VET	EVENT
04/06/2015 Thu	2015 Year 11	-	<input type="checkbox"/>	<input type="checkbox"/>	<input type="checkbox"/>	<input type="checkbox"/>	<input type="checkbox"/>	<input type="checkbox"/>	<input type="checkbox"/>	<input type="checkbox"/>	<input type="checkbox"/>	<input type="checkbox"/>	<input type="checkbox"/>	<input type="checkbox"/>	<input type="checkbox"/>	<input type="checkbox"/>
03/06/2015 Wed	2015 Year 11	-	<input type="checkbox"/>	<input type="checkbox"/>	<input checked="" type="checkbox"/>	<input checked="" type="checkbox"/>	<input type="checkbox"/>	<input checked="" type="checkbox"/>	<input checked="" type="checkbox"/>	<input type="checkbox"/>	<input type="checkbox"/>	<input checked="" type="checkbox"/>	<input checked="" type="checkbox"/>	<input type="checkbox"/>	<input type="checkbox"/>	<input type="checkbox"/>
02/06/2015 Tue	2015 Year 11	A Pa	<input type="checkbox"/>	<input type="checkbox"/>	<input checked="" type="checkbox"/>	<input checked="" type="checkbox"/>	<input type="checkbox"/>	<input checked="" type="checkbox"/>	<input checked="" type="checkbox"/>	<input type="checkbox"/>	<input type="checkbox"/>	<input checked="" type="checkbox"/>	<input checked="" type="checkbox"/>	<input type="checkbox"/>	<input type="checkbox"/>	<input type="checkbox"/>
01/06/2015 Mon	2015 Year 11	A Pa	<input type="checkbox"/>	<input type="checkbox"/>	<input checked="" type="checkbox"/>	<input checked="" type="checkbox"/>	<input type="checkbox"/>	<input checked="" type="checkbox"/>	<input checked="" type="checkbox"/>	<input type="checkbox"/>	<input type="checkbox"/>	<input checked="" type="checkbox"/>	<input checked="" type="checkbox"/>	<input type="checkbox"/>	<input type="checkbox"/>	<input type="checkbox"/>
31/05/2015 Sun	2015 Year 11	-	<input type="checkbox"/>	<input type="checkbox"/>	<input type="checkbox"/>	<input type="checkbox"/>	<input type="checkbox"/>	<input type="checkbox"/>	<input type="checkbox"/>	<input type="checkbox"/>	<input type="checkbox"/>	<input type="checkbox"/>	<input type="checkbox"/>	<input type="checkbox"/>	<input type="checkbox"/>	<input type="checkbox"/>
30/05/2015 Sat	2015 Year 11	-	<input type="checkbox"/>	<input type="checkbox"/>	<input type="checkbox"/>	<input type="checkbox"/>	<input type="checkbox"/>	<input type="checkbox"/>	<input type="checkbox"/>	<input type="checkbox"/>	<input type="checkbox"/>	<input type="checkbox"/>	<input type="checkbox"/>	<input type="checkbox"/>	<input type="checkbox"/>	<input type="checkbox"/>
29/05/2015 Fri	2015 Year 11	-	<input type="checkbox"/>	<input type="checkbox"/>	<input checked="" type="checkbox"/>	<input checked="" type="checkbox"/>	<input type="checkbox"/>	<input checked="" type="checkbox"/>	<input checked="" type="checkbox"/>	<input type="checkbox"/>	<input type="checkbox"/>	<input checked="" type="checkbox"/>	<input checked="" type="checkbox"/>	<input type="checkbox"/>	<input type="checkbox"/>	<input type="checkbox"/>
28/05/2015 Thu	2015 Year 11	A Pa	<input type="checkbox"/>	<input type="checkbox"/>	<input checked="" type="checkbox"/>	<input checked="" type="checkbox"/>	<input type="checkbox"/>	<input checked="" type="checkbox"/>	<input checked="" type="checkbox"/>	<input type="checkbox"/>	<input type="checkbox"/>	<input checked="" type="checkbox"/>	<input checked="" type="checkbox"/>	<input type="checkbox"/>	<input type="checkbox"/>	<input type="checkbox"/>

While there are other sections on the Carer Portal – we are not using all of them at this stage. As we move to using them – further information will be shared with you.

🏠
🕒
MY DASHBOARD

📅
🕒
CARER PORTAL

📖
✎
CHANGE MY DETAILS

📖
✎
UPDATE PASSWORD

Change my details

Clicking on the home button in the left menu will give you some links to let you update your password and change your details on record

After you have updated your details on the portal, be sure to click **Confirm Details** at the bottom of the details page to save any changes!

PERSONAL DETAILS

First Name

Surname

Other Name

Preferred Name (only if different to your first name)

Mobile Phone

Email Address (one email address only)

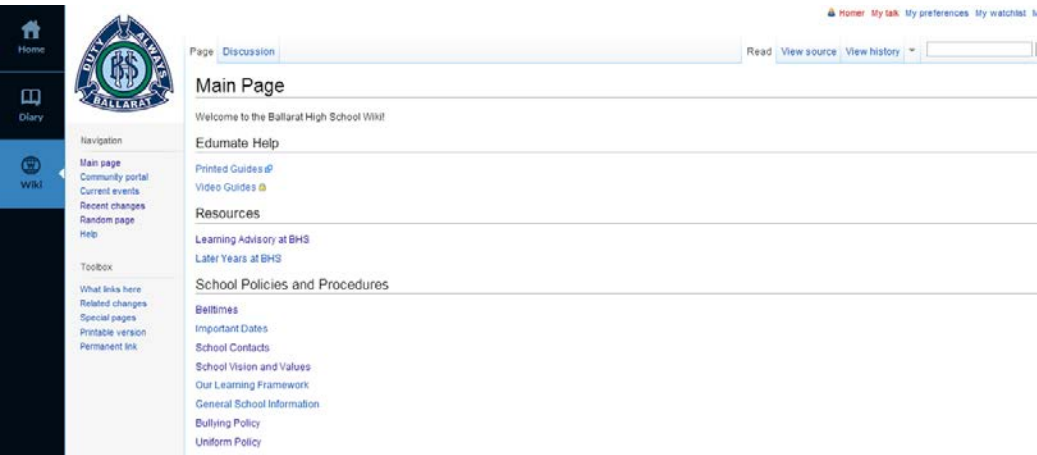
Home Phone

Home Fax

Home Address Country

Apartment

Block



about the school.

DIARIES

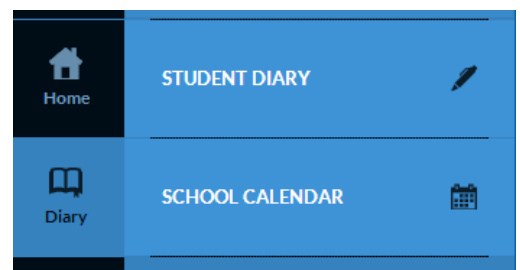
Clicking on the Diary button in the left menu will give you two options

1. To see your student's diary
2. To see the school calendar

THE WIKI

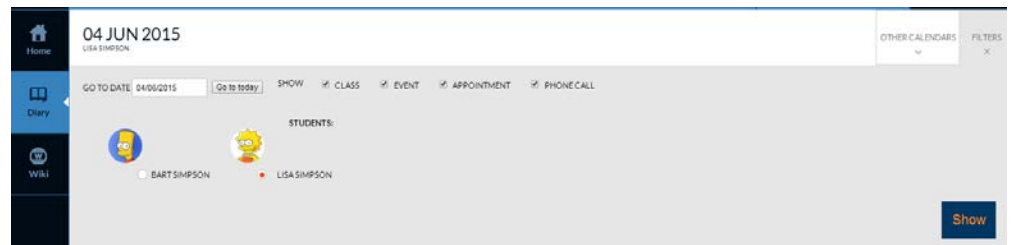
Clicking on the wiki button in the left menu will take you to the EduMate wiki.

While this is still in development it houses a variety of information



STUDENT DIARY

This shows you the diary for the child you select.



Time	Class/Teacher	Class/Teacher	Class/Teacher
8:00 AM - 8:30 AM			
8:30 AM - 9:00 AM	09: 00 Period 1 (47-General) Mr A Sellbarr	09: 00 Period 1 (47-General) Mr A Sellbarr	09: 00 Period 1 (D4-VisCom) Mr J Greenwood
9:00 AM - 9:30 AM	09: 50 Period 2 (82-Music Lab) Mr M Colgrave	09: 46 Period 2 (47-General) Mr A Sellbarr	09: 50 Period 2 (D4-VisCom) Mr J Greenwood
9:30 AM - 10:00 AM			
10:00 AM - 10:30 AM			
10:30 AM - 11:00 AM	11: 05 Period 3 (51-Computer) Mr D Cavender	11: 22 Period 3 (11-Visual Communication) Mr S Marshall	11: 05 Period 3 (51-Computer) Mr D Cavender
11:00 AM - 11:30 AM			
11:30 AM - 12:00 PM	11: 55 Period 4 (D4-VisCom) Mr J Greenwood	12: 07 Period 4 (11-Visual Communication) Mr S Marshall	11: 55 Period 4 (51-Computer) Mr D Cavender
12:00 PM - 12:30 PM			
12:30 PM - 1:00 PM			

SCHOOL CALENDAR

This shows you events that are occurring at the school.

You can view the calendar in either Day, Week, Month or Term view.

Day	Week	Month	Term
WEEK 7		WEEK 8	
MONDAY 03/06		TUESDAY 02/06	
WEDNESDAY 03/06		THURSDAY 04/06	
FRIDAY 05/06		SATURDAY 06/06	
		SUNDAY 07/06	

WEEK 7

MONDAY 03/06

WEDNESDAY 03/06

- 12:00 to 3:15 Reading Matters Excursion - Book Club
- 2:30 to 4:30 Curriculum Committee

FRIDAY 05/06

- 01:00 to 11:59 Year 12 VCAL Excursion - Immigration Museum, Melb
- 08:48 to 5:30 Year 10 & 11 Exams
- 1:00 to 3:00 Gian Slater master class master class
- 10:36 to 10:37 School Newsletter published

WEEK 8

TUESDAY 02/06

- 01:00 to 11:59 Immunisation - year 7 boys girls
- 01:00 to 11:59 Intermediate Football
- 10:57 to 12:53 Year 8 German Activity - das Autobahnspiel
- 1:43 to 3:15 Careers Coaching
- 2:30 to 4:30 Teaching and Learning Team
- 5:00 to 5:30 Resources Committee

THURSDAY 04/06

- 01:00 to 11:59 Year 12 Studio Arts Photography Exc - Trentham
- 12:12 to 5:30 Year 10 & 11 Exams

SATURDAY 06/06

- 08:48 to 5:30 Year 10 & 11 Exams

SUNDAY 07/06

- 08:48 to 5:30 Year 10 & 11 Exams

You can move between the weeks by clicking on the name of the week (i.e Week 7, Week 8 etc)

Please remember If you have any technical issues regarding access and usage of the Ballarat High School Home Portal please feel welcome to email us at support@ballaraths.net to open a support ticket, or for any other enquiries at all you may call the Ballarat High School office on 5338 9000. The General Office will be able to pass your question on to the best support person.